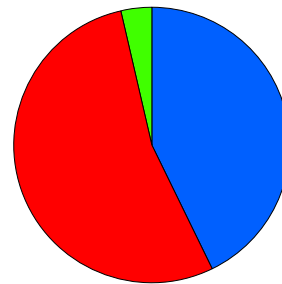
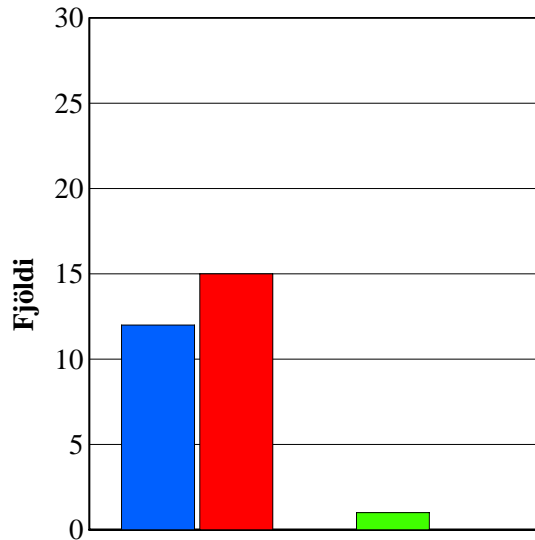
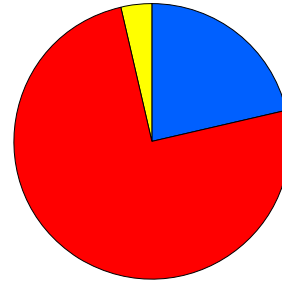
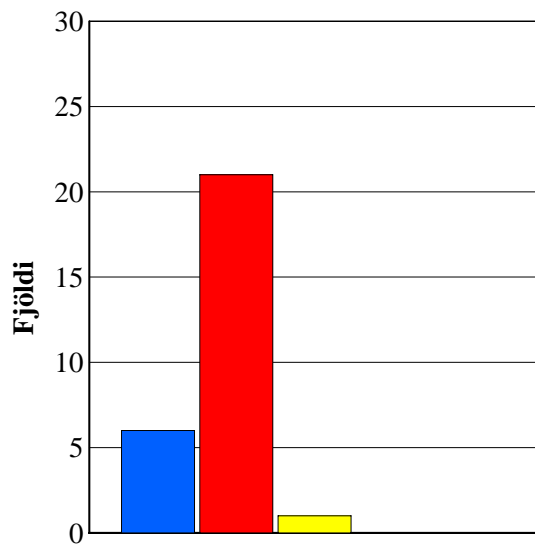


Kennarar vor 2006 - Kennsla**1. Skólinn er góður vinnustaður**

42,86% Mjög sammála
53,57% Frekar sammála
0,00% Frekar ósammála
3,57% Mjög ósammála

Fjöldi svara: 28

2. Mér líður vel í vinnunni

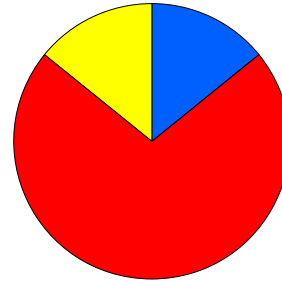
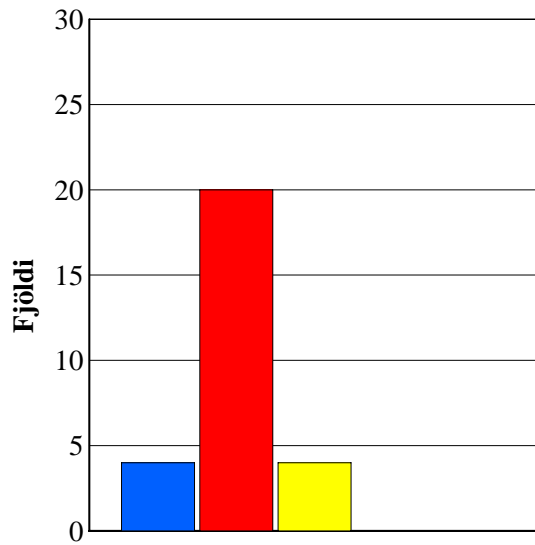
Kennarar vor 2006 - Kennsla

21,43% Alltaf
75,00% Oftast
3,57% Sjaldan
0,00% Aldrei

Fjöldi svara: 28

3. Í Hvolsskóla er einstaklingurinn í brennidepli og birtist það í námi nemenda

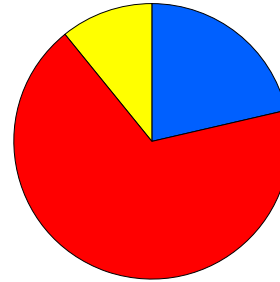
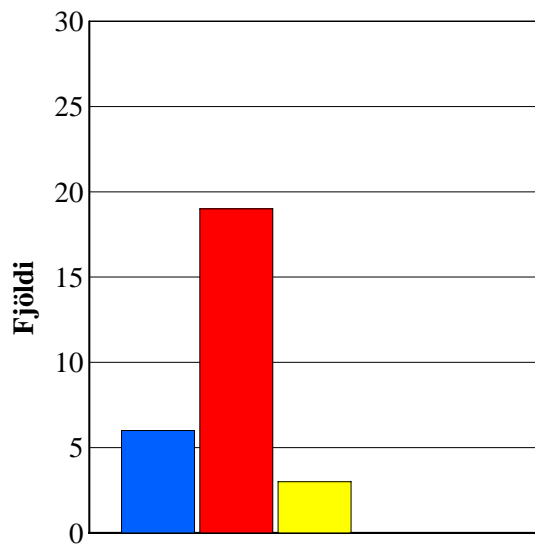
Kennarar vor 2006 - Kennsla



14,29% Mjög sammála
71,43% Frekar sammála
14,29% Frekar ósammála
0,00% Mjög ósammála

Fjöldi svara: 28

4. Í Hvolsskóla er einstaklingurinn í brennidepli og birtist það í samvinnu og sveigjanleika í kennsluháttum

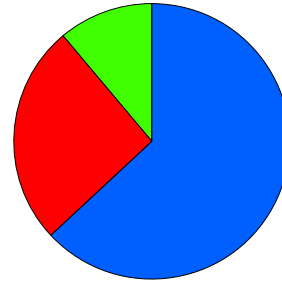
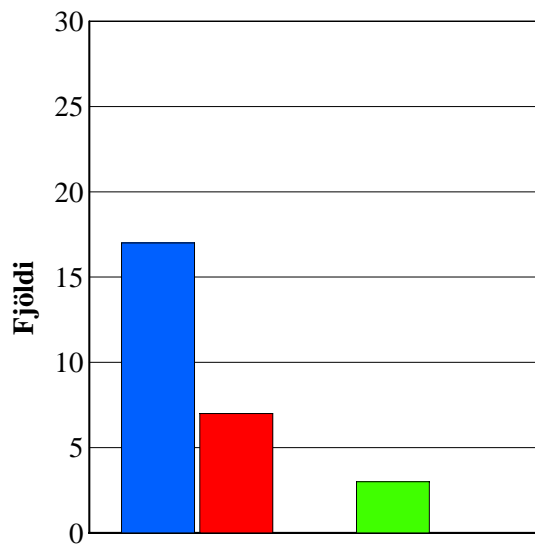
Kennarar vor 2006 - Kennsla

21,43% Mjög sammála
67,86% Frekar sammála
10,71% Frekar ósammála
0,00% MJög ósammála

Fjöldi svara: 28

5. Mér finnst kostur að nemendur geta nú stundað hljóðfæranám á skólatíma

Kennarar vor 2006 - Kennsla

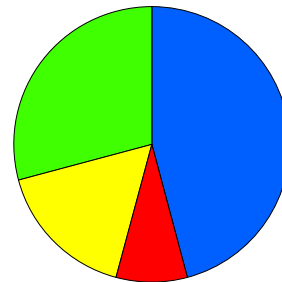
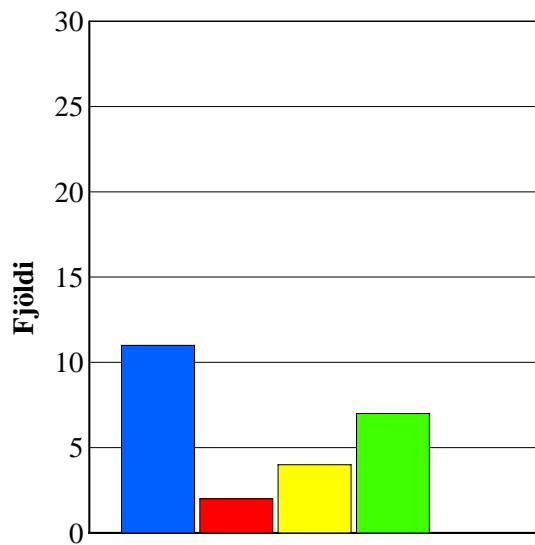


62,96% Mjög sammála
25,93% Frekar sammála
0,00% Frekar ósammála
11,11% Mjög ósammála

Fjöldi svara: 27

6. Hver er skoðun þín á nýju fyrirkomulagi á kennslu í smiðjum í 1. - 3. bekk?

Kennarar vor 2006 - Kennsla

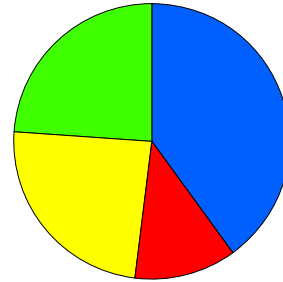
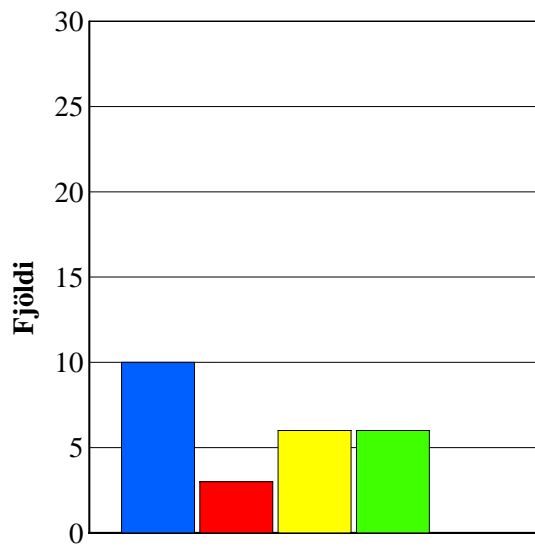


45,83% Mjög gott
8,33% Nokkuð gott
16,67% Ekki gott
29,17% Engin skoðun

Fjöldi svara: 24

7. Hver er skoðun þín á nýju fyrirkomulagi á kennslu í smiðjum í 4. - 6. bekk

Kennarar vor 2006 - Kennsla

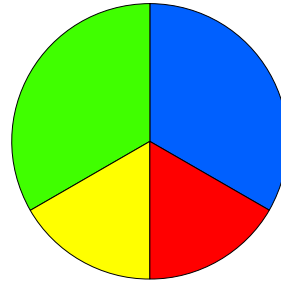
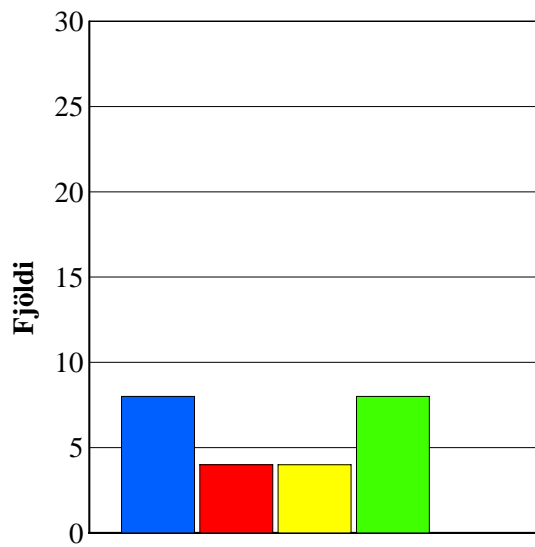


40,00% Mjög gott
12,00% Nokkuð gott
24,00% Ekki gott
24,00% Engin skoðun

Fjöldi svara: 25

8. Hver er skoðun þín á nýju fyrirkomulagi á kennslu í smiðjum í 7. - 8. bekk

Kennarar vor 2006 - Kennsla

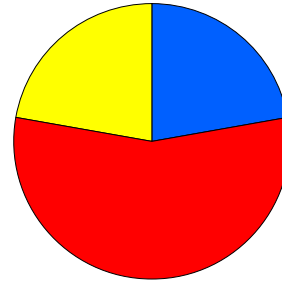
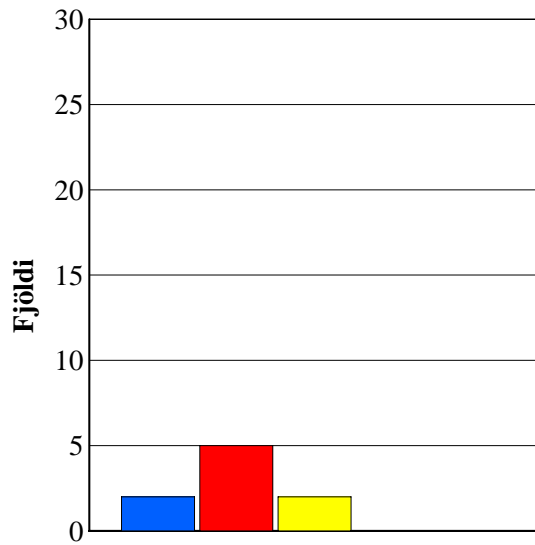


33,33% Mjög gott
16,67% Nokkuð gott
16,67% Ekki gott
33,33% Engin skoðun

Fjöldi svara: 24

9. Hvernig gengur þér að fylgja eftir námssamningum/námsáætlunum nemenda (1 - 3. bekkur)?

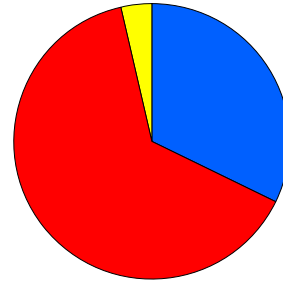
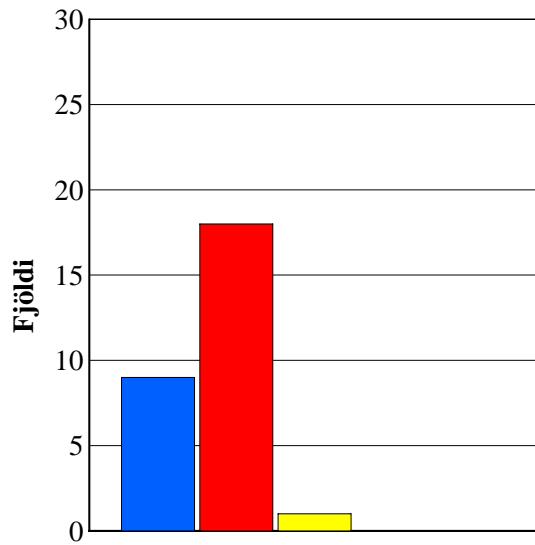
Kennarar vor 2006 - Kennsla



22,22% Mjög vel
55,56% Nokkuð vel
22,22% Frekar illa
0,00% MJög illa

Fjöldi svara: 9

10. Hvernig hefur þér gengið í kennslunni að eigin mati í vetur?

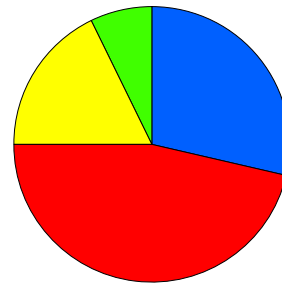
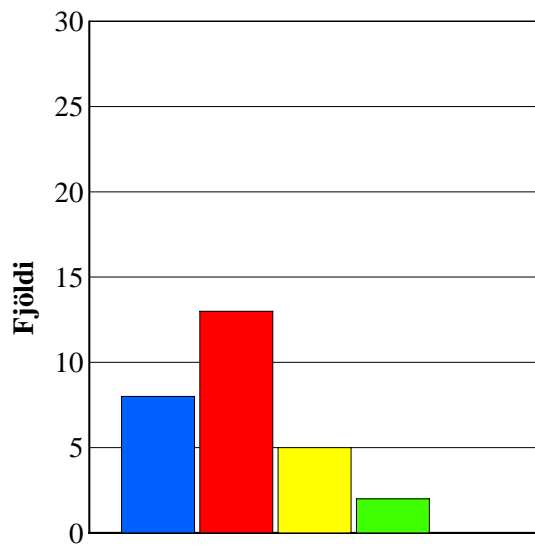
Kennarar vor 2006 - Kennsla

32,14% Mjög vel
64,29% Nokkuð vel
3,57% Frekar illa
0,00% Illa

Fjöldi svara: 28

11. Hvaða kennsluaðferðir notar þú í kennslustundum? Nemendur vinna saman í litlum hópum.

Kennarar vor 2006 - Kennsla

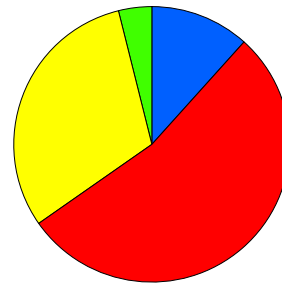
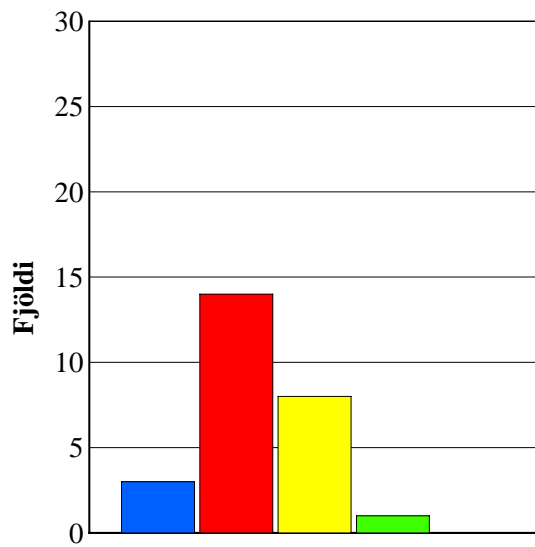


28,57% Mjög oft
46,43% Oft
17,86% Sjaldan
7,14% Aldrei

Fjöldi svara: 28

12. Hvaða kennsluaðferðir notar þú í kennslustundum? Hópinnlögn - nemendur vinna sjálfstætt á eftir.

Kennarar vor 2006 - Kennsla

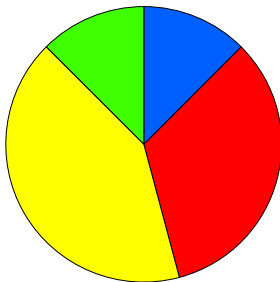
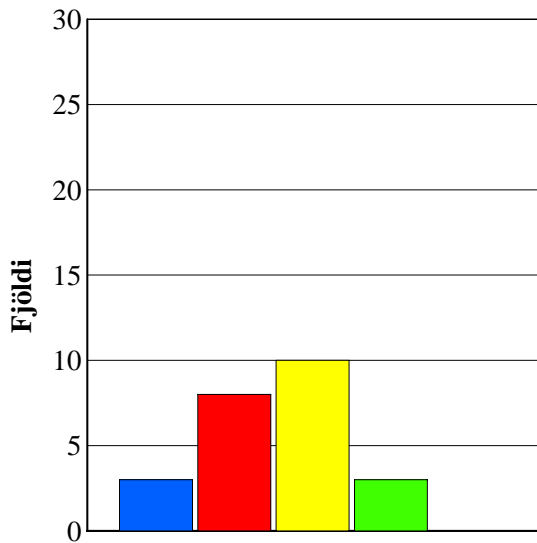


11,54% Mjög oft
53,85% Oft
30,77% Sjaldan
3,85% Aldrei

Fjöldi svara: 26

13. Hvaða kennsluaðferðir notar þú í kennslustundum? Nemendur gera tilraunir og prófa sjálfir

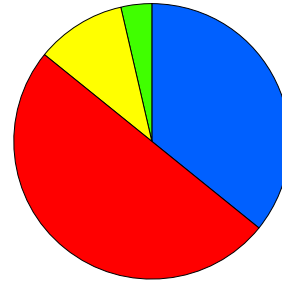
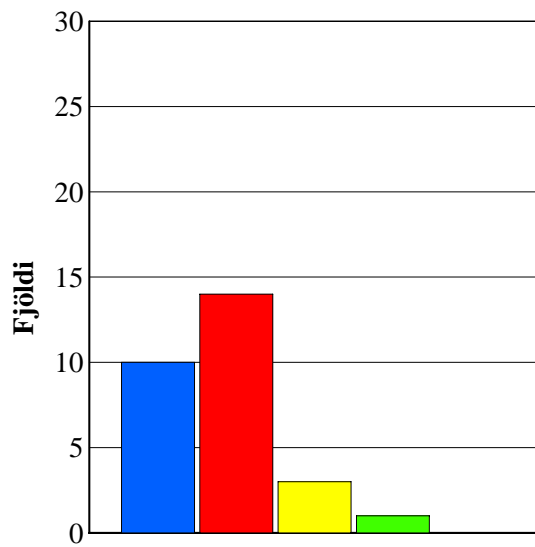
Kennarar vor 2006 - Kennsla



12,50% Mjög oft
33,33% Oft
41,67% Sjaldan
12,50% Aldrei

Fjöldi svara: 24

14. Hvaða kennsluaðferðir notar þú í kennslustundum? Einstaklingskennsla.

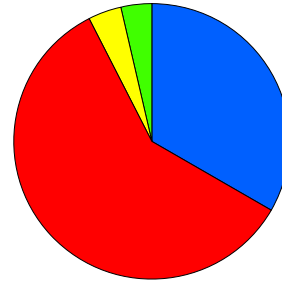
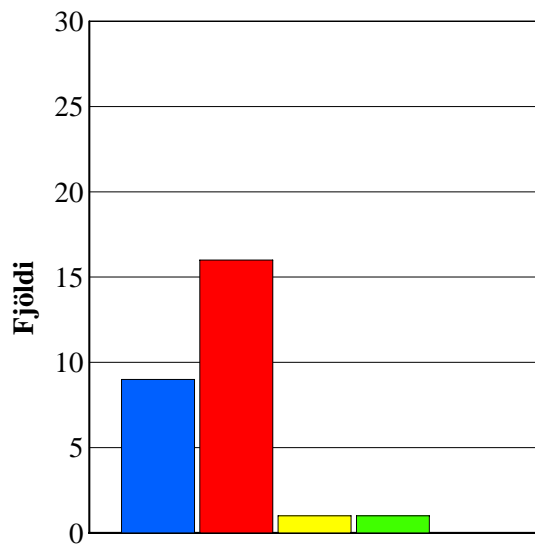
Kennarar vor 2006 - Kennsla

35,71% Mjög oft
50,00% Oft
10,71% Sjaldan
3,57% Aldrei

Fjöldi svara: 28

15. Kennarar eru áhugasamir um að bæta árangur skólastarfsins

Kennarar vor 2006 - Kennsla

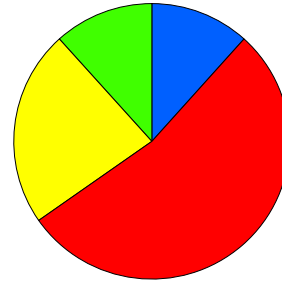
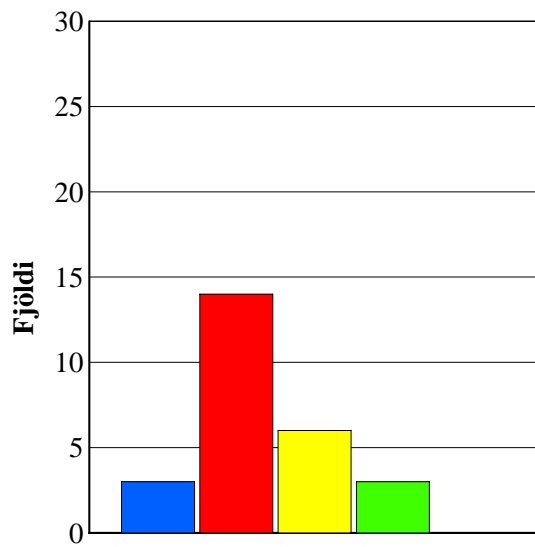


33,33% Mjög sammála
59,26% Frekar sammála
3,70% Frekar ósammála
3,70% Mjög ósammála

Fjöldi svara: 27

16. Hvaða kennsluaðferðir notar þú í kennslustundum? Innlögn í litlum hópum

Kennarar vor 2006 - Kennsla

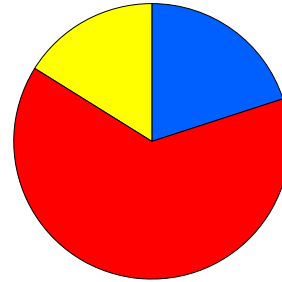
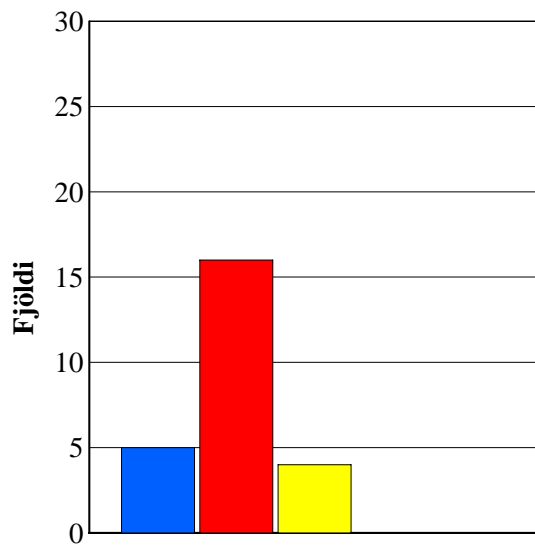


11,54% Mjög oft
53,85% Oft
23,08% Sjaldan
11,54% Aldrei

Fjöldi svara: 26

17. Hvernig telur þú að skólinn búi nemendur undir atvinnulífið?

Kennarar vor 2006 - Kennsla

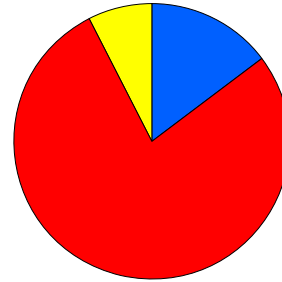
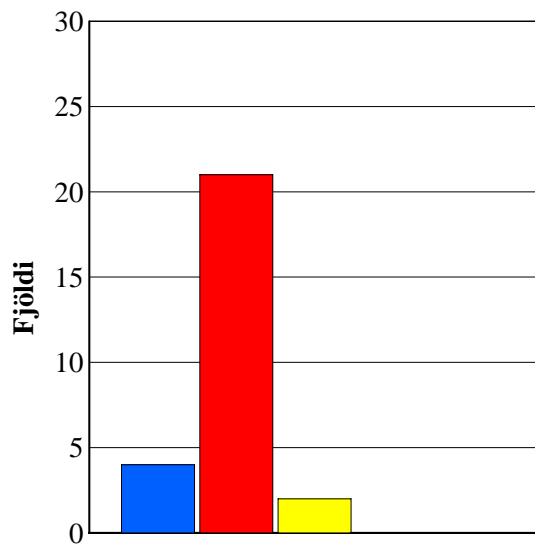


20,00% Mjög vel
64,00% Vel
16,00% Frekar illa
0,00% Illa

Fjöldi svara: 25

18. Hvernig telur þú að skólinn búi nemendur undir framhaldsnám?

Kennarar vor 2006 - Kennsla

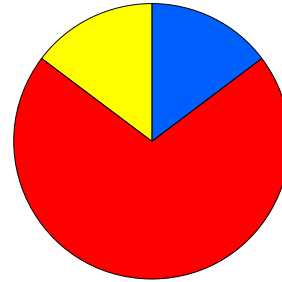
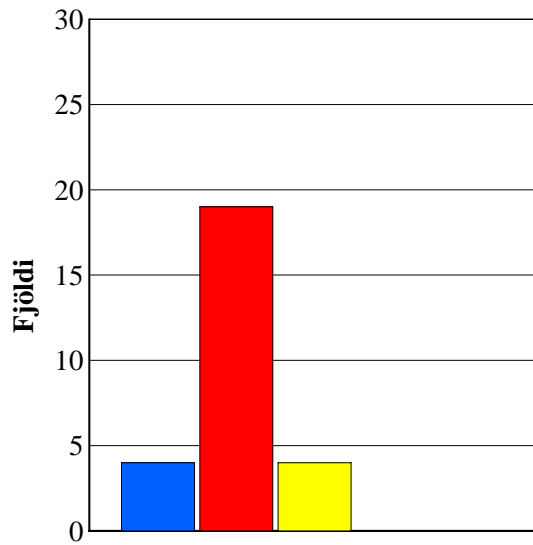


14,81% Mjög vel
77,78% Vel
7,41% Frekar illa
0,00% Illa

Fjöldi svara: 27

19. Ég tel að kennarar Hvolsskóla fylgist vel með nýjungum í kennslu og námi

Kennarar vor 2006 - Kennsla

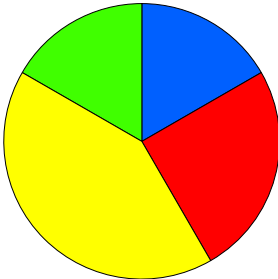
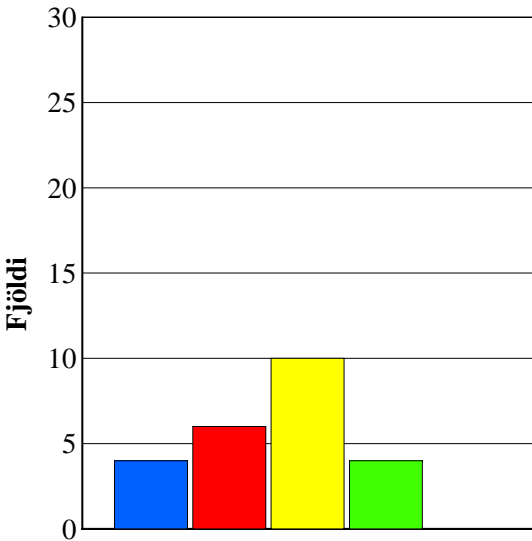


14,81% Mjög sammála
70,37% Frekar sammála
14,81% Frekar ósammála
0,00% Mjög ósammála

Fjöldi svara: 27

20. Hvaða kennsluaðferðir notar þú í kennslustundum? Nemendur vinna verkefni og læra í tölvum

Kennarar vor 2006 - Kennsla

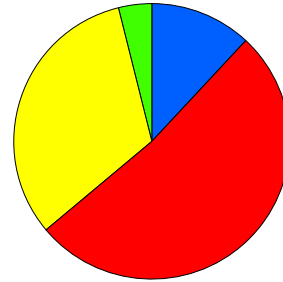
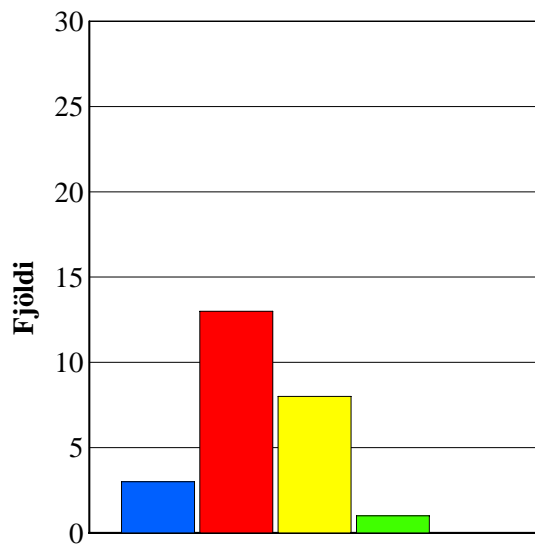


16,67% Mjög oft
25,00% Oft
41,67% Sjaldan
16,67% Aldrei

Fjöldi svara: 24

21. Hvaða kennsluaðferðir notar þú í kennslustundum? Nemendur kenna öðrum nemendum

Kennarar vor 2006 - Kennsla

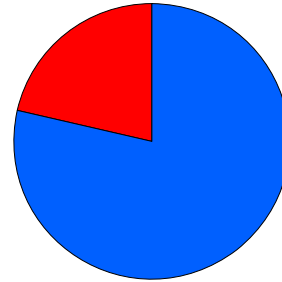
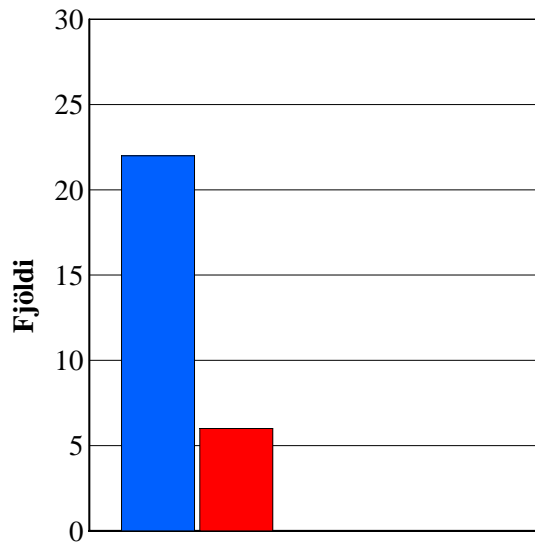


12,00% Mjög oft
52,00% Oft
32,00% Sjaldan
4,00% Aldrei

Fjöldi svara: 25

22. Ég hrósa nemendum þegar vel gengur

Kennarar vor 2006 - Kennsla

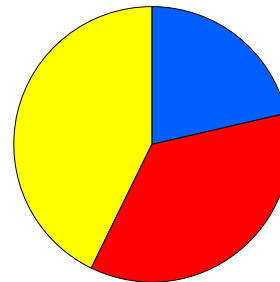
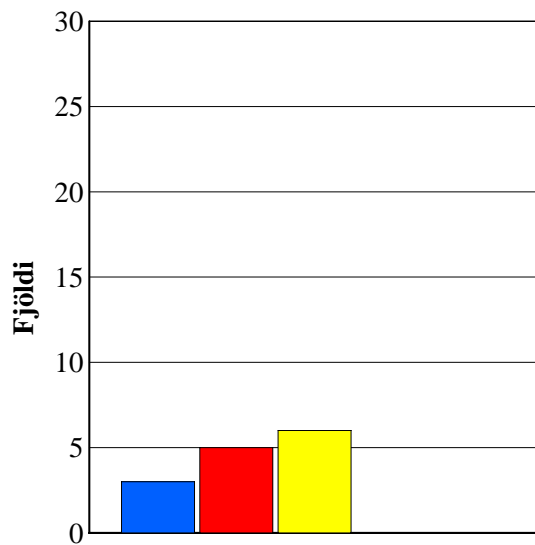


78,57% Mjög oft
21,43% Oft
0,00% Sjaldan
0,00% Aldrei

Fjöldi svara: 28

23. Hvernig gengur þér að fylgja eftir námssamningum/námsáætlunum nemenda (7 - 10. bekkur)?

Kennarar vor 2006 - Kennsla

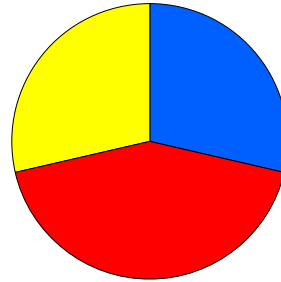
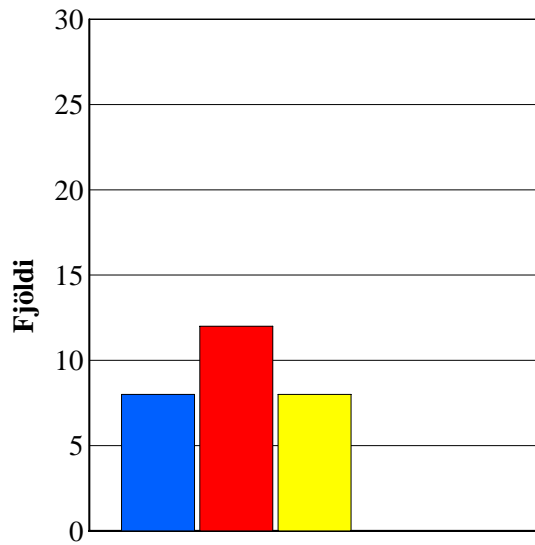


21,43% Mjög vel
35,71% Nokkuð vel
42,86% Frekar illa
0,00% Mjög illa

Fjöldi svara: 14

24. Ég tel að það sé reynt að koma til móts við þarfir allra nemenda skólans

Kennarar vor 2006 - Kennsla

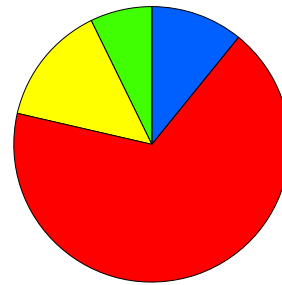
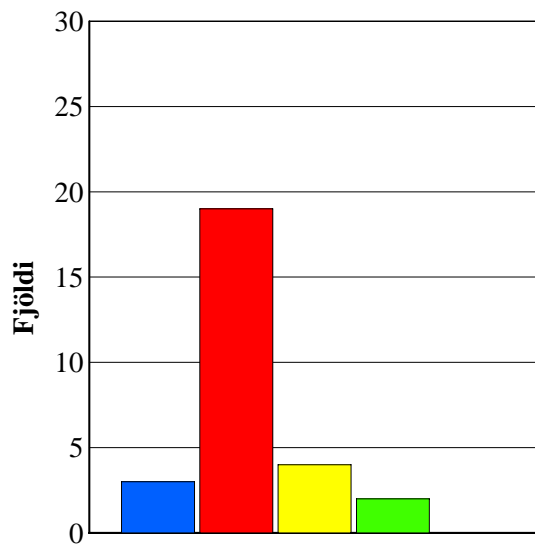


28,57% Mjög sammála
42,86% Frekar sammála
28,57% Frekar ósammála
0,00% Mjög ósammála

Fjöldi svara: 28

25. Ég tel að það sé góður starfsandi/liðsandi meðal kennara í skólanum

Kennarar vor 2006 - Kennsla

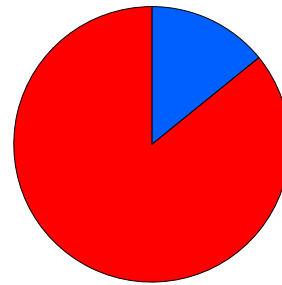
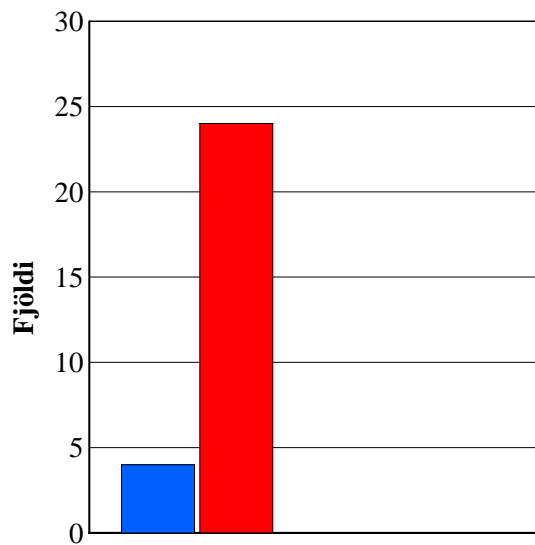


10,71% Mjög sammála
67,86% Frekar sammála
14,29% Frekar ósammála
7,14% Mjög ósammála

Fjöldi svara: 28

26. Ég tel að það sé góður starfsandi/liðsandi meðal nemenda í skólanum

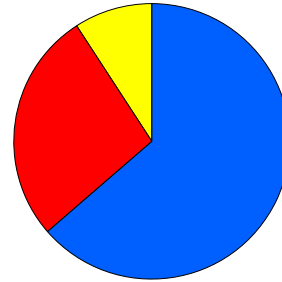
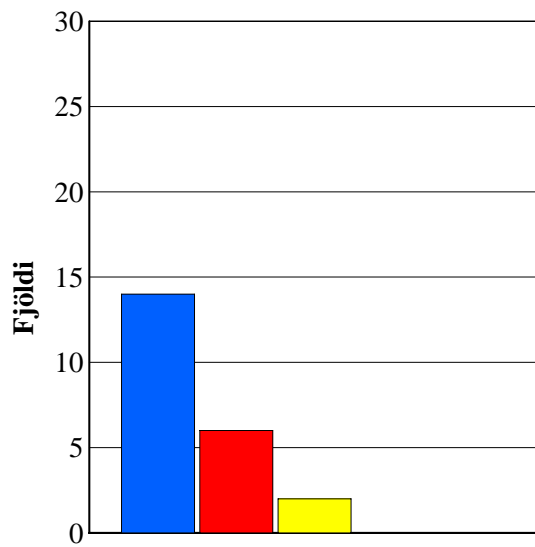
Kennarar vor 2006 - Kennsla



14,29% Mjög sammála
85,71% Frekar sammála
0,00% Frekar ósammála
0,00% Mjög ósammála

Fjöldi svara: 28

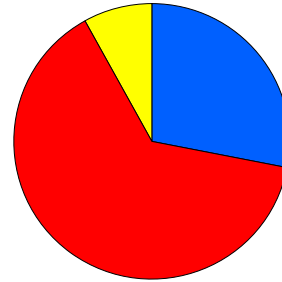
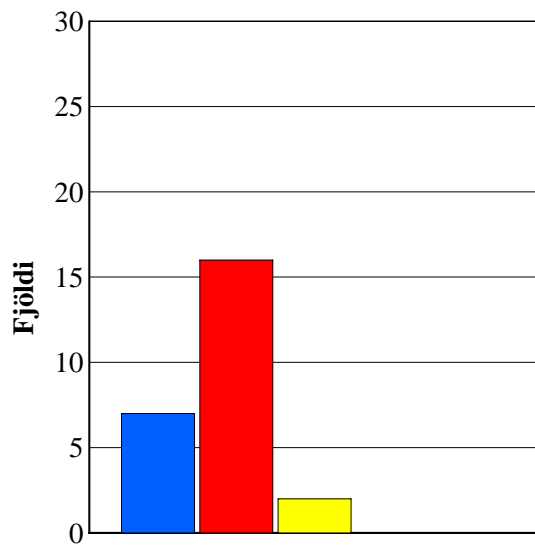
27. Hvað finnst þér eðlilegt daglegt heimanám nemenda í 1. - 3. bekk

Kennarar vor 2006 - Kennsla

63,64% 0-30
27,27% 30 - 60 mín
9,09% 60 mín eða meira

Fjöldi svara: 22

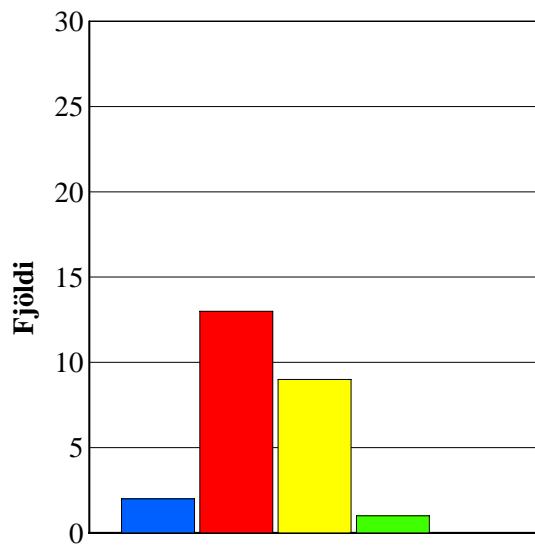
28. Hvað finnst þér eðlilegt daglegt heimanám nemenda í 4. - 6. bekk

Kennarar vor 2006 - Kennsla

28,00% 0 - 30 mín
64,00% 30 - 60 mín
8,00% 60 mín eða meira

Fjöldi svara: 25

29. Hvað finnst þér eðlilegt daglegt heimanám nemenda í 7. - 8. bekk

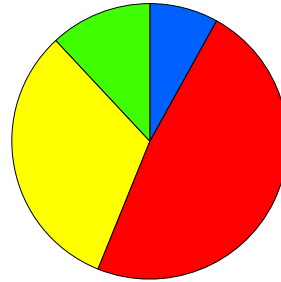
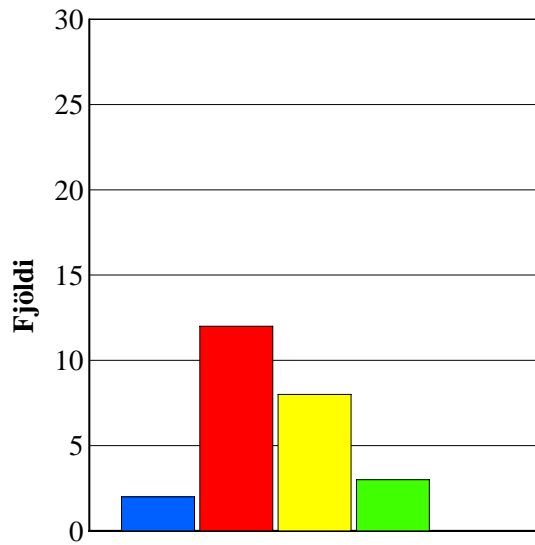
Kennarar vor 2006 - Kennsla

8,00% 0 - 30 mín
52,00% 30 - 60 mín
36,00% 60 - 120 mín
4,00% 120 mín eða meira

Fjöldi svara: 25

30. Hvað finnst þér eðlilegt daglegt heimanám nemenda í 9. -10. bekk

Kennarar vor 2006 - Kennsla

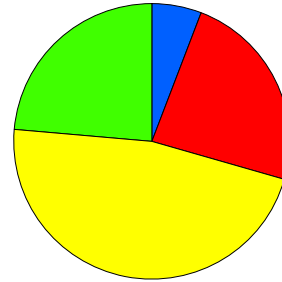
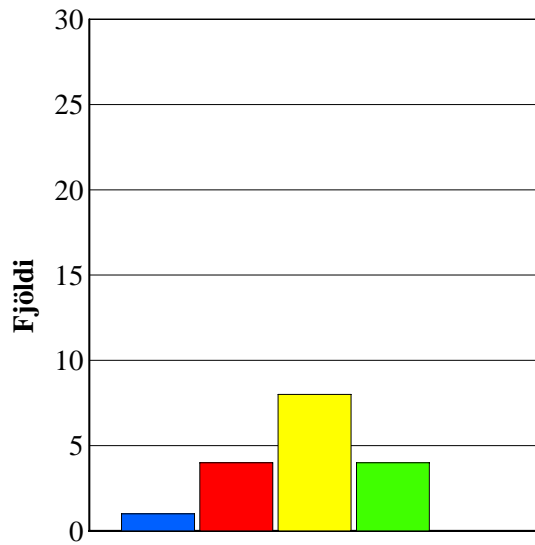


8,00% 0 - 30 mín
48,00% 30 - 60 mín
32,00% 60 - 120 mín
12,00% 120 mín eða meira

Fjöldi svara: 25

31. Ég tel að meirihluti nemenda í 9. - 10. bekk nýti námssamningstíma í stundatöflu vel

Kennarar vor 2006 - Kennsla

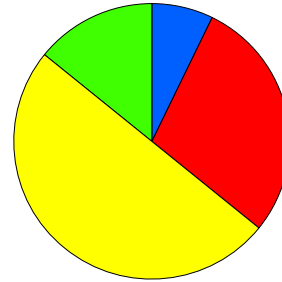
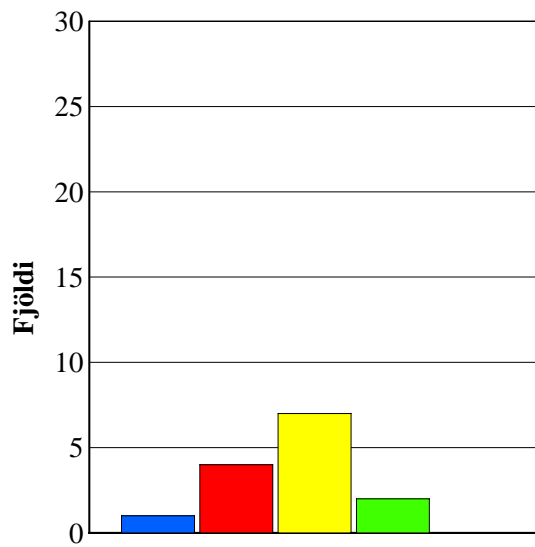


5,88% Mjög sammála
23,53% Frekar sammála
47,06% Frekar ósammála
23,53% Mjög ósammála

Fjöldi svara: 17

32. Ég tel að meirihluti nemenda í 7. - 8. bekk nýti námssamningstíma í stundatöflu vel

Kennarar vor 2006 - Kennsla

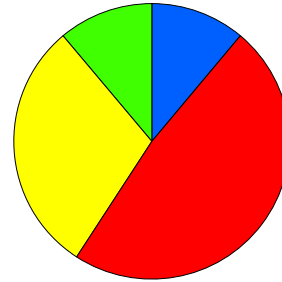
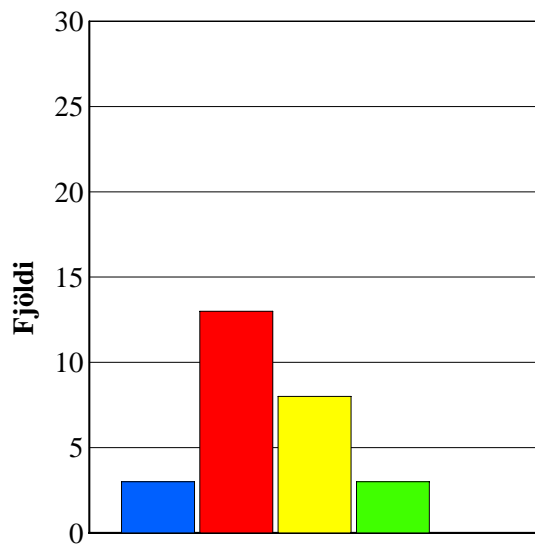


7,14% Mjög sammála
28,57% Frekar sammála
50,00% Frekar ósammála
14,29% Mjög ósammála

Fjöldi svara: 14

33. Ég tel flæði upplýsinga frá skólanum vera í lagi

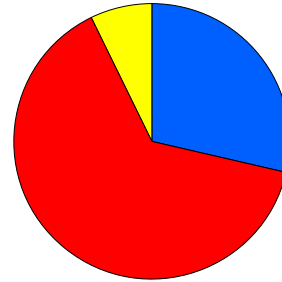
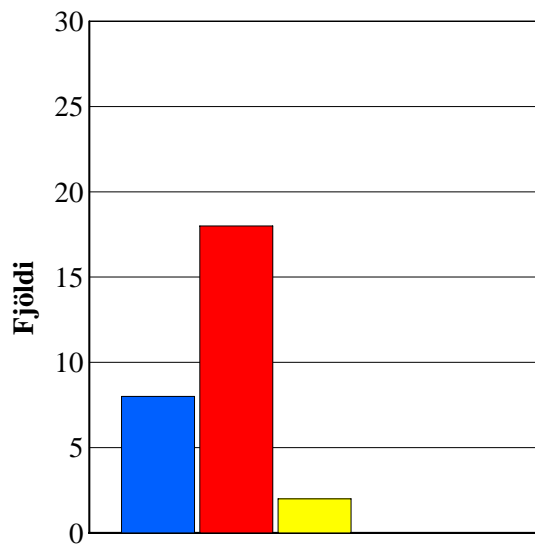
Kennarar vor 2006 - Kennsla



11,11% Mjög sammála
48,15% Frekar sammála
29,63% Frekar ósammála
11,11% Mjög ósammála

Fjöldi svara: 27

35. Ég tek virkan þátt í þróunarvinnu sem fram fer í skólanum

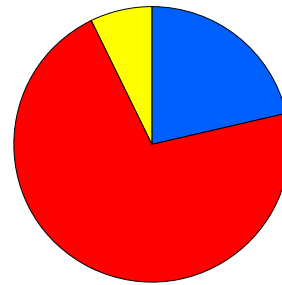
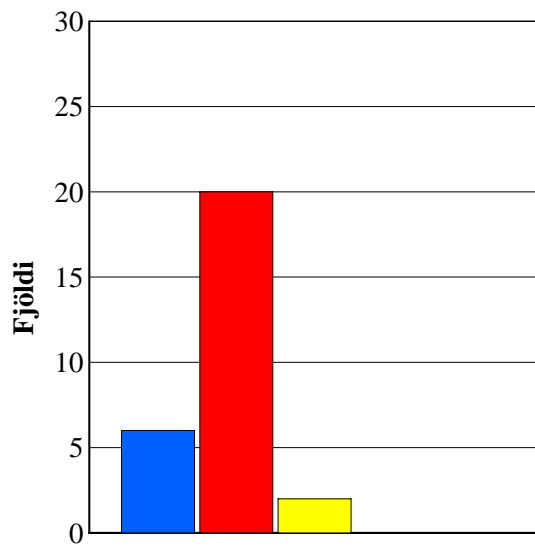
Kennarar vor 2006 - Kennsla

28,57% Mjög sammála
64,29% Frekar sammála
7,14% Frekar ósammála
0,00% Mjög ósammála

Fjöldi svara: 28

36. Kennarar Hvolsskóla miða kennsluna við getu nemenda

Kennarar vor 2006 - Kennsla

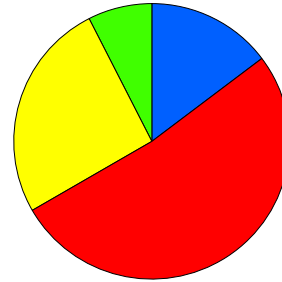
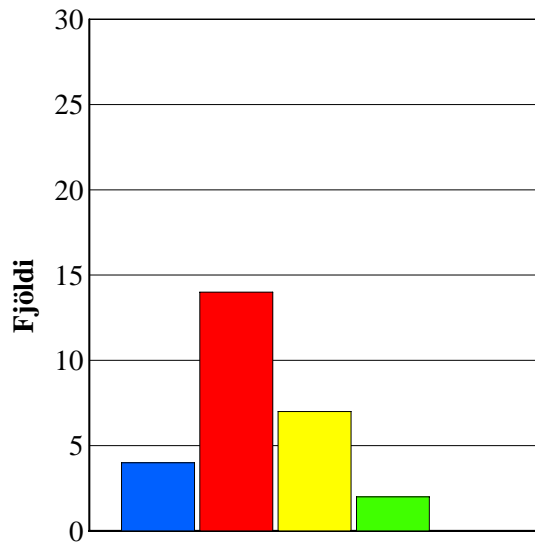


21,43% Mjög ósammála
71,43% Frekar sammála
7,14% Frekar ósammála
0,00% Mjög sammála

Fjöldi svara: 28

37. Samstarf kennara er skipulagt á þann hátt að það skilar árangri

Kennarar vor 2006 - Kennsla

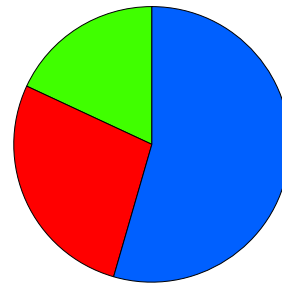
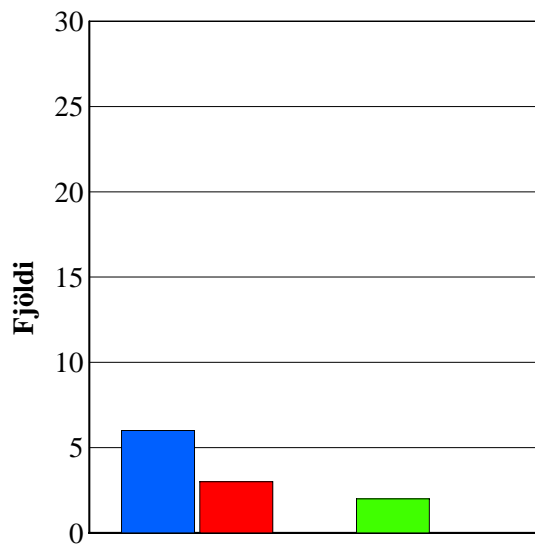


14,81% Mjög sammála
 51,85% Frekar sammála
 25,93% Frekar ósammála
 7,41% Mjög ósammála

Fjöldi svara: 27

38. Hvernig gengur þér að fylgja eftir námssamningum/ námsáætlunum nemenda (4 - 6. bekkur)?

Kennarar vor 2006 - Kennsla



54,55% Mjög vel
27,27% Nokkuð vel
0,00% Frekar illa
18,18% Mjög illa

Fjöldi svara: 11